

Children and Young People's Health and Well-being Young Carer Analysis

A Public Health summary report of the Health Related Behaviour Survey 2013

Wakefield District Public Health team have been using the Health Related Behaviour Survey every two years since 2009 as a way of collecting robust information about young people's health and lifestyles. This latest survey was undertaken in the spring term of 2013.

The content of the survey has been widely consulted upon and tailored for Wakefield District's needs. Three separate versions of the survey have been used with age appropriate questions as standard. This report focuses

on the primary and secondary versions of the survey. Teachers were briefed on how to collect the most reliable data by Schools Health Education Unit staff. Surveys were completed either online or on paper.

Year 5 primary age and Year 9 secondary age pupils completed the surveys. A total of 3416 pupils took part in 37 primary, 15 secondary and special schools. 2619 pupils from 8 FE institutions also took part for which a separate FE report is available. Each of the schools

has its own report comparing their results to the combined sample for schools in their age phase.

Comparisons

In this report, results for pupils who identified themselves as a young carer are compared with the results for those who said they weren't or didn't know; the latter are shown in brackets ().

3416 young people were involved in the survey:

School Year Age	Young Carers		Non-Young Carers		Total
	Year 5 9-10	Year 9 13-14	Year 5 9-10	Year 9 13-14	
Boys	100	72	393	810	1375
Girls	65	92	407	946	1510
Total	165	164	800	1756	2885*

* 531 pupils didn't answer the Young Carer question

An overall Wakefield District report containing the combined results from the main schools survey is available to accompany this Young Carers Analysis report. The Wakefield schools data have also been sub-divided into locality datasets. Tables of results are also available for further analysis.

An additional report looking at the results from the Further Education survey is also available.

For more details, please contact SHEU Tel: 01392 667272
www.sheu.org.uk

TOPICS INCLUDE:

Healthy Living

Diet, physical exercise, drugs, alcohol, illness and sexual health

Good Relationships and Mental Health

Friends, worries, stress & depression

Being Safe

Bullying, crime, accidents

Enjoying School and Activities

Enjoyment of lessons, voice in school, leisure activities

Young Carers - Primary school pupils in Year 5 ages 9 - 10

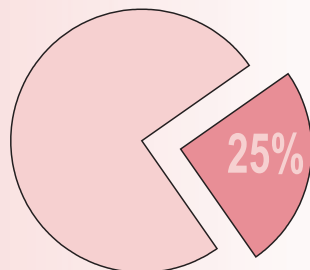
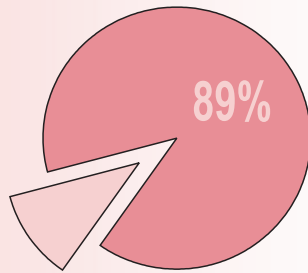
BACKGROUND

- 80% (86%) of pupils described themselves as white British.
- 60% (64%) of pupils responded that they live with their mum and dad together, 20% (16%) of pupils responded that they live 'mainly or only' with their mum and 9% (9%) said with mum and stepdad/partner.

HEALTHY LIVING

- Healthy Eating

- 89% (88%) had a traditional breakfast on the day of the survey.** 5% (5%) only had a drink and 4% (3%) had nothing at all.
- 35% (41%) of pupils had cereal for breakfast and 30% (31%) toast or bread on the morning of the survey. 11% (10%) said they had fruit.
- 64% (64%) of pupils said they would like to eat more healthily.
- 54% (50%) of pupils ate school food for lunch and 42% (48%) had a packed lunch the day before the survey.
- When asked about improving school dinner time, 71% (70%) said they should be allowed to sit with friends, 51% (49%) said less queueing and 53% (39%) said more time to eat.
- 25% (20%) of pupils had eaten 5 or more portions of fruit and vegetables on the day before the survey,** 14% (12%) had eaten none.
- 72% (74%) drank between 1 and 5 cups of water on the day before the survey, 18% (17%) said they had drank 6 glasses or more while 10% (9%) said they had drank none.

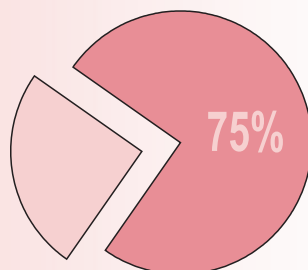


Dental Care

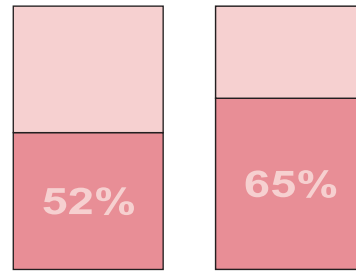
- 83% (83%) of pupils reported that they cleaned their teeth at least twice on the day before the survey. 2% (3%) said they did not clean their teeth at all the day before the survey.
- 83% (91%) of pupils had been to the dentist within the past year. 13% (7%) said more than a year ago and 4% (2%) said they had never been to a dentist.

- Physical exercise

- 75% (79%) of pupils reported that they enjoyed physical activities 'quite a lot' or 'a lot'.**
- 70% (67%) describe themselves as 'fit' or 'very fit'.



- 7% (5%) describe themselves as 'unfit' or 'very unfit'.
- 30% (26%) reported that they exercised four + times a day for at least 15 minutes on a school day. 26% (26%) said once or twice, 34% (41%) said 2 - 4 times and 10% (7%) said none.

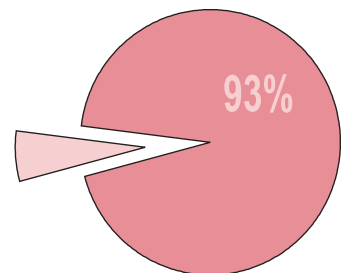


- 52% (48%) of boys and 65% (51%) of girls walked to school on the day of the survey.** 39% (44%) of pupils came by car/van and 1% (1%) came by bike.

- 30% (36%) of pupils said they would like to travel to school by bicycle.

- Tobacco

- 93% (97%) of pupils said that they had never smoked at all.** 4% (2%) of pupils said they had tried smoking once or twice.
- 80% (83%) of pupils said that they wouldn't smoke when they are older. 15% (14%) said 'maybe' and 5% (3%) said they will smoke when they are older.
- 11% (6%) of pupils thought that 1-10% of people in their class smoked regularly. 86% (93%) said 0%.
- 25% (30%) of pupils thought that 1-10% of people in their age group in England smoked regularly. 25% (18%) said more than 10%. Only 50% (52%) said 0%.
- 13% (7%) of pupils thought that 0-10% of adults in England smoked regularly. 39% (42%) said 11-50%. 52% (51%) said more than 50%.
- 45% (42%) of pupils said that a parent or carer smokes.
- 21% (17%) said someone smokes at home in rooms that they use.
- 28% (22%) said that someone smokes in a car when they are in it too.

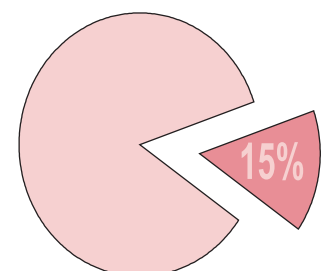


- Alcohol

- 1% (2%) said they drink alcohol occasionally, 1% (0%) said they drink alcohol regularly and would like to cut back and 2% (0%) said they drink alcohol regularly and don't want to stop.
- 66% (74%) of pupils say that they have never drunk alcohol at all. 29% (23%) said they have drunk alcohol once or twice.

- Illegal drugs

- 15% (8%) said they were 'fairly sure' or 'certain' they know someone who uses drugs (not as medicines).**



GOOD RELATIONSHIPS & MENTAL HEALTH

- Growing up

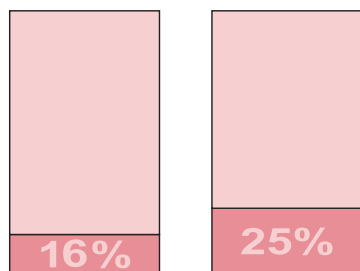
- 54% (64%) of pupils said that if they had a problem about growing up and body changes, they would talk to their parents about it; 25% (19%) said they would keep the problem to themselves.
- 21% (11%) of boys and 22% (19%) of girls said they worried 'quite a lot' or 'a lot' about changes to their body as they grow up.
- 13% (11%) of boys and 25% (18%) of girls reported that they worried 'quite a lot' or 'a lot' about the way they looked.

- Worries

- Most pupils would share their problems with their mum or dad first.
- 28% (29%) would share a problem about school and 17% (23%) a problem about bullying with their teacher.
- 86% (70%) of pupils said they worried about at least one of the items listed in the questionnaire at least 'quite a lot'.
- The top 5 worries for Young Carers were as follows:**

	Boys		Girls
SATs/tests	47%	SATs/tests	48%
Crime	43%	Family problems	34%
Family problems	40%	Crime	31%
Schoolwork/homework	32%	Problems with friends	28%
Problems with friends	32%	The way you look	25%

- Self-esteem

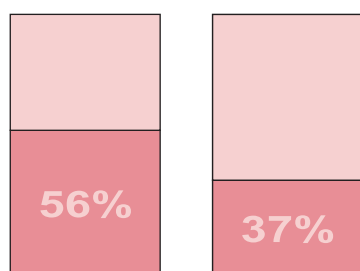


- 16% (40%) of boys and 25% (36%) of girls had high self-esteem scores.** We usually see more boys than girls in the highest bracket.

- 15% (7%) of pupils had low self-esteem scores.

BEING SAFE

- Bullying



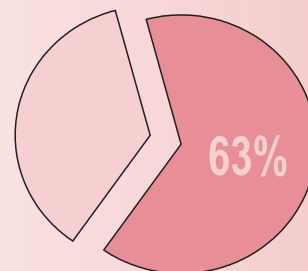
- 56% (73%) of boys and 37% (62%) of girls reported that they never feel afraid of going to school because of bullying.**

- 30% (50%) of pupils said they had never been bullied at school; 11% (12%) didn't know if they had.

- 18% (6%) of pupils reported being bullied at school 'most days'.
- Behaviours reported by Young Carers at least 1 or 2 times in the last month:**

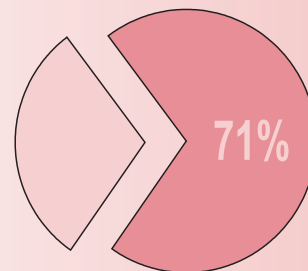
	Boys		Girls
Pushed/hit	58%	Called nasty names	65%
Called nasty names	55%	Pushed/hit	60%
Teased/made fun of	54%	Teased/made fun of	52%
Threatened	51%	Threatened	38%
Ganged up on	47%	Belongings taken/broken	35%

- 29% (21%) said the bullying happened outside at playtime and 20% (13%) said inside a classroom at playtime. 38% (26%) said it happened at or near home.
- 35% (22%) of pupils reported that they thought they were bullied because of the way they looked and 22% (13%) because of their size or weight.
- 63% (70%) of pupils said their school takes bullying seriously.**



- Crime

- 67% (81%) of pupils said they usually feel safe at school. 58% (75%) said they usually feel safe in the area where they live.
- 71% (83%) of pupils said that they had never felt unsafe with an adult.**
- 29% (17%) of pupils said they had felt unsafe with an adult, 25% (14%) of pupils said they knew this adult well.
- 20% (10%) of pupils said they told an adult straightaway about the incident while 14% (9%) said they kept it to themselves. 7% (3%) told the police.

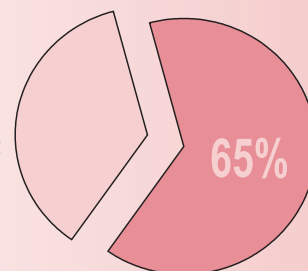


- Accidents

- 47% (24%) of pupils reported that they had a serious accident or injury in the last twelve months. 22% (8%) of pupils said the accident had happened at home; 6% (5%) said at school.
- When asked about their most recent accident or injury, 12% (8%) of pupils reported not looking or paying attention, 16% (8%) that it was another person's fault and 13% (6%) did not understand the danger.
- 24% (27%) of pupils said that they always wear their cycle helmet while cycling, 14% (15%) said usually.

- 65% (68%) of pupils said that they take care to avoid sunburn 'usually' or 'whenever possible'.**

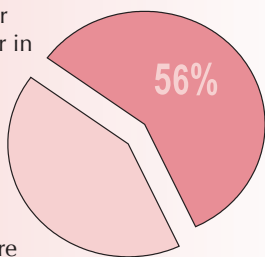
- 15% (13%) of pupils said that they have asthma. 11% (11%) of pupils said they used asthma medication in the previous week.



ENJOYING SCHOOL & ACTIVITIES

- At school

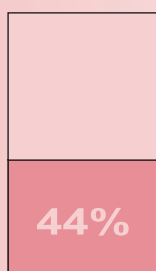
- 35% (52%) of pupils said that their views and opinions were asked for in school.
- 56% (66%) of pupils said that they thought their views and opinions were listened to in school.**
- 52% (67%) of pupils said they were listened to via the school/class council, 39% (48%) said they were listened to by talking to trained pupils e.g. playground pals/buddies.
- 30% (37%) said that they think their views and opinions make a difference to how their school is run.
- Pupils were asked about their school. The following statements show the percentage for Young Carers responding 'yes':**



	Boys	Girls
School cares whether I am happy or not	63%	65%
My work is marked so I can see how to improve it	82%	92%
I know my targets and I am helped to meet them	67%	82%
My achievements in and out of school are recognised	63%	57%
School teaches me how to deal with my feelings positively.	60%	62%
School helps me to work as part of a team	75%	74%
In school, people with different backgrounds are valued	53%	46%
School encourages everyone to take part in decisions	66%	77%
School encourages me to contribute to community events	67%	60%
School prepares me for when I leave this school	66%	71%

- Outside school

- 41% (35%) of pupils said that they visit parks at least 'once a week'.
- 22% (18%) said they go to woods, and 24% (21%) said to countryside paths and trails at least 'once a week'.
- 35% (32%) of pupils go to sports fields to walk or play at least 'once a week'.



- 44% (40%) of boys and 17% (16%) of girls go to sports fields to play in matches at least 'once a week'.**

KEY INDICATORS

Year 5 pupils identifying as Young Carers have been compared with the Non-Young Carer data. The following have emerged as statistically significant differences between the Carer results compared with the Non-Carer sample.

- 47% of Young Carers said that they have had a serious accident or injury in the last 12 months. This is higher than the 24% of pupils saying the same in the Non-Young Carer sample.
- 23% of Young Carers said that they are bullied at least 'about once a week' at school. This is higher than the 9% of pupils saying the same in the Non-Young Carer sample.
- 59% of Young Carers said that they have been bullied at least 'once or more' at school in the last year. This is higher than the 39% of pupils saying the same in the Non-Young Carer sample.
- 51% of Young Carers said that they feel afraid of going to school because of bullying at least 'sometimes'. This is higher than the 33% of pupils saying the same in the Non-Young Carer sample.
- 20% of Young Carers had a high self-esteem score (15 or more). This is lower than the 38% of pupils saying the same in the Non-Young Carer sample.
- 86% of Young Carers said that they worry about at least one of the issues 'quite a lot' or 'a lot'. This is higher than the 70% of pupils saying the same in the Non-Young Carer sample.
- 67% of Young Carers said that they usually feel safe at school. This is lower than the 81% of pupils saying the same in the Non-Young Carer sample.
- 82% of Young Carers said that they have experienced at least one of the negative behaviours listed at least '1 or 2 times' in the last month. This is higher than the 67% of pupils saying the same in the Non-Young Carer sample.
- 35% of Young Carers said that they feel their views and opinions are asked for in school. This is lower than the 52% of pupils saying the same in the Non-Young Carer sample.
- 52% of Young Carers said that they feel their views and opinions are listened to in school or class councils. This is lower than the 66% of pupils saying the same in the Non-Young Carer sample.
- 29% of Young Carers said that they have felt unsafe with an adult. This is higher than the 17% of pupils saying the same in the Non-Young Carer sample.
- 35% of Young Carers said that they are being 'picked on' or bullied because of the way they look. This is higher than the 22% of pupils saying the same in the Non-Young Carer sample.
- 22% of Young Carers said that they are being 'picked on' or bullied because of their size or weight. This is higher than the 12% of pupils saying the same in the Non-Young Carer sample.
- 15% of Young Carers said that they 'never' do anything to avoid sunburn. This is higher than the 8% of pupils saying the same in the Non-Young Carer sample.
- 15% of Young Carers said that they are 'fairly sure' or 'certain' that they know someone who uses drugs (not as medicines). This is higher than the 8% of pupils saying the same in the Non-Young Carer sample.

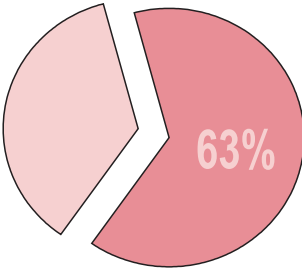
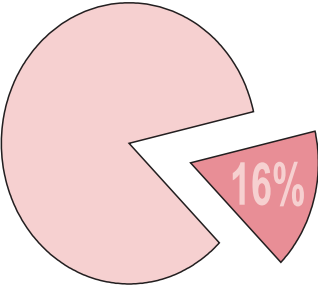
Young Carers - Secondary school pupils in Year 9 ages 13 - 14

BACKGROUND

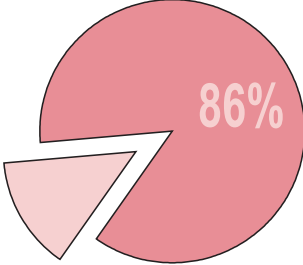
- 87% (92%) of pupils described themselves as white British.
- 49% (56%) of pupils said they live with their mother and father together, 19% (16%) said with mainly or only mother and 14% (15%) said with mother and stepfather/partner.

HEALTHY LIVING

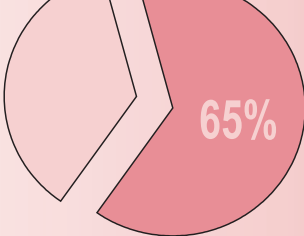
- Healthy Eating

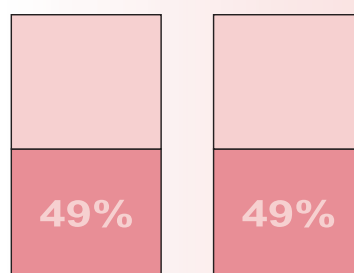
- 63% (69%) of pupils had a traditional breakfast on the day of the survey.** 13% (10%) only had a drink and 11% (13%) had nothing at all. 
- 67% (73%) of pupils said that they thought their diet was 'quite' or 'very healthy'; 72% (67%) however, said they would like to eat more healthily.
- 36% (45%) of pupils are happy with their weight as it is. 8% (7%) of the pupils would like to put on weight while 56% (48%) would like to lose weight.
- 54% (43%) of pupils said they had school food for lunch on the day before the survey. 29% (43%) of pupils ate a packed lunch from home or went home for lunch. 14% (11%) didn't have any lunch and 2% (2%) bought lunch from a takeaway or shop.
- When asked about improving school dinner time, 71% (86%) said would like less time queueing, 74% (69%) would like more time to eat, 70% (67%) should be allowed to sit with friends and 67% (66%) need more choice.
- 42% (43%) said they eat fresh fruit, salad or vegetables 'on most days'.
- 16% (13%) of pupils had eaten 5 or more portions of fruit and vegetables on the day before the survey,** 14% (14%) had eaten none. 
- 73% (76%) of pupils said they were able to get water at school; 22% (21%) said 'not easily'.

Dental Care

- 86% (94%) of pupils had been to the dentist within the past year.** 10% (4%) said more than a year ago and 4% (2%) said they had never been to a dentist. 

- Physical exercise

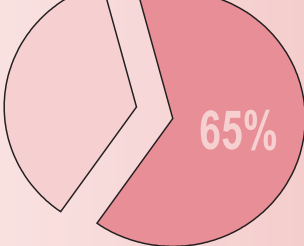
- 65% (69%) of pupils reported that they enjoyed physical activities 'quite a lot' or 'a lot'.** 
- 35% (31%) said they enjoy physical activity 'a little' or 'not at all'.
- 73% (78%) of the boys said they found it easy to be as physically active as they like compared with 59% (62%) of the girls.
- 15% (13%) reported that they exercised four + times a day on a school day for at least 15 minutes. 43% (42%) said once or twice, 31% (38%) said 2 - 4 times and 11% (7%) said none.
- 58% (53%) of boys and 25% (32%) of girls reported playing sport in their spare time, 'most days' or 'every day' in the previous week.



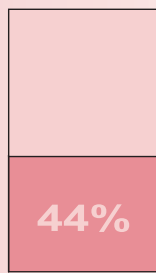

- 49% (50%) of boys and 49% (48%) of girls walked to school on the day of the survey.** 20% (28%) of pupils came by car/van and 3% (1%) came by bike.

- 16% (16%) of boys and 12% (5%) of girls said they would like to travel to school by bicycle.

- Tobacco

- 65% (82%) of pupils said they had never smoked at all.** 16% (10%) said they have tried smoking once or twice. 8% (4%) said they used to smoke and 12% (4%) said they smoke 'occasionally' or 'regularly'. 
- When asked about their parent's views about them smoking, 71% (83%) of pupils said that they don't smoke/don't intend to smoke. 13% (10%) said their parents disapprove of smoking, 7% (3%) said their parents didn't know about it. 3% (1%) said their parents knew and disapproved.
- Asked about smoking habits, 11% (5%) said they usually smoke with a large group of friends. 11% (5%) said they usually smoke with their best friend.
- 57% (37%) of pupils said that their parents/carers smoke.
- 34% (17%) of pupils said someone smokes indoors at home in rooms that they use. 35% (21%) said someone smokes in a car when they are in it too.
- 92% (97%) of pupils said between 0 - 50% of pupils in their class smoke regularly. 8% (3%) said more than 50%. When asked about pupils their age in England these figures changed to 61% (78%) and 39% (22%) respectively.
- When asked the same question about adults in England these figures changed to 18% (25%) and 82% (75%) respectively.

- Alcohol

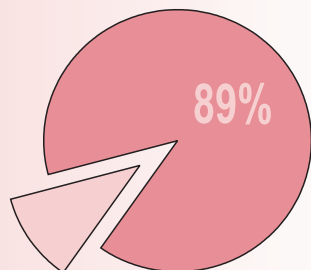


- 24% (24%) of pupils say that they have never drunk alcohol at all. 44% (52%) said they have drunk alcohol once or twice.

- 23% (19%) of pupils said that they drink alcohol 'occasionally', 1% (1%) said they drink regularly but would like to cut back and 6% (3%) drink regularly and don't want to stop.
- Asked about drinking habits, 16% (16%) said they usually drink with a large group of friends. 30% (41%) said they usually drink with their parents.
- 89% (91%) of pupils said between 0 - 50% of pupils in their class drink alcohol regularly. 11% (9%) said more than 50%. When asked about pupils their age in England these figures changed to 54% (62%) and 46% (38%) respectively.
- When asked the same question about adults drinking regularly in England these figures changed to 12% (8%) and 88% (92%) respectively.

- Drugs

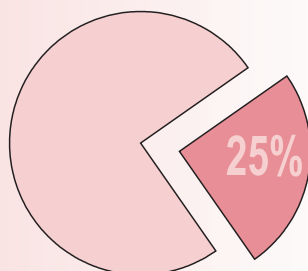
- 89% (97%) of pupils have never taken illegal drugs.
- 40% (30%) of pupils are 'fairly sure' or 'certain' that they know someone who takes drugs.
- 19% (9%) of pupils have been offered cannabis. 4% (3%) have been offered solvents used as drugs and 8% (3%) have been offered cocaine.
- By far the most commonly taken drug is cannabis, with 9% (2%) of pupils saying that they have taken cannabis. 4% (1%) have used solvents as drugs, 2% (1%) have used amphetamines and 2% (1%) said cocaine.
- 5% (2%) of pupils have taken an illegal drug and alcohol at the same time. 5% (1%) of pupils say they have taken an illegal drug within the last month.



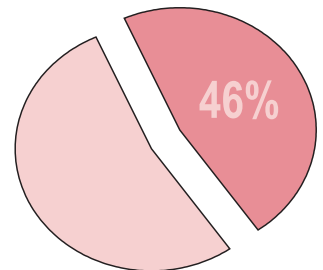
GOOD RELATIONSHIPS AND MENTAL HEALTH

- Relationships

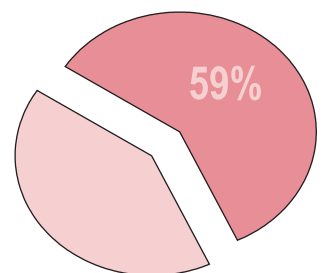
- 25% (36%) of pupils said that school lessons are their main source of information about sex.
- 31% (19%) said their parents were their main source of information about sex and 17% (25%) said their friends were.



- 46% (33%) of pupils thought that their parents should be their main source of information about sex; 24% (40%) said school lessons should be.



- 60% (47%) of pupils said they know where to get condoms free of charge. 14% (6%) of pupils said they have had sexual intercourse, 19% (10%) preferred not to answer.
- 79% (72%) of boys and 76% (85%) of girls agreed that if a girl is on the pill, a condom should still be used for sexual intercourse.
- 40% (43%) of boys and 47% (53%) of girls agreed that young people should wait until they are over 16 before having sexual intercourse.
- 61% (62%) of boys and 78% (79%) of girls agreed that young people should wait until they are in a steady relationship before having sexual intercourse.
- 59% (68%) of pupils said that when a friend wanted them to do something they don't want to do, they can 'usually or always say no'.
- 39% (44%) said when I want a friend to do something 'I usually or always know what to say'.
- 18% (6%) of pupils said they have been threatened or hit by someone they were in a relationship with. 11% (4%) of boys and 14% (8%) of girls said that they had been pressured into doing something they didn't want to do.
- 34% (44%) of boys and 13% (27%) of girls had high self-esteem scores. 10% (7%) of pupils had low self-esteem scores.

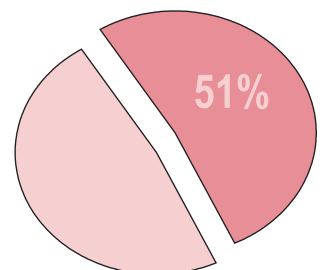


- Worries

- The top 4 worries for Year 9 Young Carer pupils were:

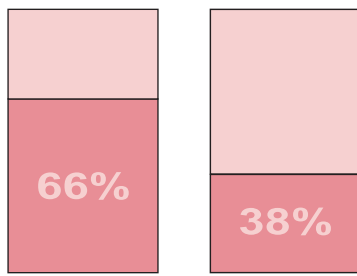
	Boys	Girls
Family problems	47%	64%
Exams and tests	40%	58%
Health	28%	54%
Money problems	26%	50%

- If they were worried about the way they look, 44% (46%) of pupils would keep it to themselves. 29% (31%) said if they were worried about STIs, they would keep it to themselves.
- 51% (67%) of pupils said that they were 'quite a lot' or 'very much' happy with their lives at the moment. 31% (15%) said 'not much' at most.



BEING SAFE

- Bullying



- 66% (82% of boys and 38% (65%) of girls reported that they never feel afraid of going to school because of bullying.

- 34% (53%) of pupils said that they had never been bullied at school in the last 12 months; 12% (8%) didn't know if they had.
- 42% (51%) of pupils think that their school takes bullying seriously; 33% (25%) said their school didn't.

- Crime

- 35% (24%) of pupils rate the safety of their area when going out after dark as 'poor' or 'very poor'. 15% (16%) say the same about their safety when going out during the day.
- 15% (6%) reported that they had been a victim of violence or aggression in the area where they live, in the last twelve months.

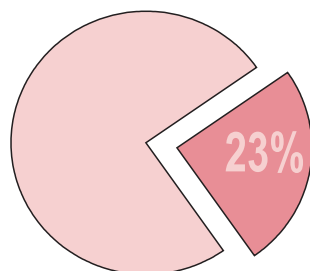
- Accidents

- 24% (16%) of pupils reported that they had a serious accident or injury in the last twelve months. 6% (3%) of pupils said the accident had happened at home; 4% (3%) said at school.
- When asked about their most recent accident or injury, 9% (5%) of pupils reported not looking or paying attention, 8% (8%) that it was another person's fault and 3% (1%) did not understand the danger.
- 65% (78%) pupils report always wearing a seatbelt when travelling in a car, 4% (2%) report never wearing a seatbelt.
- 68% (64%) pupils report never wearing a safety helmet when cycling, 13% (20%) sometimes, 19% (16%) usually or always.

ENJOYING SCHOOL & ACTIVITIES

- At school

- 63% (67%) of pupils report enjoying at least half of their school lessons. 15% (13%) of pupils enjoy hardly any of them.
- 23% (24%) of pupils said that they thought their views and opinions were listened to in school.
- 35% (50%) of pupils said they want to continue in full time education after leaving school. 22% (15%) of pupils said they wanted to find a job as soon as possible. 31% (30%) of pupils said they want to get training for a skilled job.



- Outside school

- 44% (38%) of pupils said that they visit parks at least 'once a week'.
- 15% (12%) said they go to woods, and 27% (16%) said to countryside paths and trails at least 'once a week'.
- 35% (32%) of pupils go to sports fields to walk or play at least 'once a week'.
- 40% (45%) of boys and 16% (16%) of girls go to sports fields to play in matches at least 'once a week'.

KEY INDICATORS

Year 9 pupils identifying as Young Carers have been compared with the Non-Young Carer data. The following have emerged as statistically significant differences between the Carer results compared with the Non-Carer sample.

- 21% of Young Carers said that they 'often' or 'very often' feel afraid to go to school because of bullying. This is higher than the 6% of pupils saying the same in the Non-Young Carer sample.
- 35% of Young Carers said that they have tried smoking in the past or smoke now. This is higher than the 18% of pupils saying the same in the Non-Young Carer sample.
- 18% of Young Carers said that they have been threatened or hit by someone they were in a relationship with. This is higher than the 6% of pupils saying the same in the Non-Young Carer sample.
- 21% of Young Carers said that they 'never' or only 'sometimes' wear a seatbelt when travelling in a car. This is higher than the 8% of pupils saying the same in the Non-Young Carer sample.
- 57% of Young Carers said that their parents/carers smoke. This is higher than the 37% of pupils saying the same in the Non-Young Carer sample.
- 11% of Young Carers said that they have taken at least one of the drugs listed. This is higher than the 3% of pupils saying the same in the Non-Young Carer sample.
- 51% of Young Carers said that they are 'quite a lot' or 'very much' satisfied with their life at the moment. This is lower than the 67% of pupils saying the same in the Non-Young Carer sample.
- 24% of Young Carers said that school lessons should be their main source of information about sex. This is lower than the 40% of pupils saying the same in the Non-Young Carer sample.
- 19% of Young Carers said that they have been offered cannabis. This is higher than the 9% of pupils saying the same in the Non-Young Carer sample.
- 79% of Young Carers said that they think it is important to go to school regularly. This is lower than the 89% of pupils saying the same in the Non-Young Carer sample.
- 88% of Young Carers said that they worry about at least one of the issues listed 'quite a lot' or 'a lot'. This is higher than the 75% of pupils saying the same in the Non-Young Carer sample.
- 14% of Young Carers said that they have had sex. This is higher than the 6% of pupils saying the same in the Non-Young Carer sample.
- 35% of Young Carers said that they want to continue in full-time education at the end of Year 11. This is lower than the 50% of pupils saying the same in the Non-Young Carer sample.
- 60% of Young Carers said that they know where they can get condoms free of charge. This is higher than the 47% of pupils saying the same in the Non-Young Carer sample.

The Way Forward – over to you

This work was commissioned by the Public Health Team in Wakefield Council (previously in NHS Wakefield). We are grateful to the teachers, schools and young people for their time and contributions to this survey. As a result we have excellent information to be used by schools, Wakefield Council and other relevant health, statutory and voluntary agencies. This work ensures local children and young people are listened to and their needs inform service provision, resource allocation and programme planning.

Wakefield Schools who took part in the survey:

Wakefield primary schools:

Ackworth Howard CEVC J&I School, All Saints Featherstone CEVA JI&N School, Ash Grove J&I School, Castleford Half Acres J&I School, Castleford Oyster Park Primary School, Castleford Park Junior School, Castleford Redhill Junior School, Dane Royd J&I School, Featherstone Streethouse J&I School, Flanshaw J&I School, Flanshaw St. Michaels CEVC Primary School, Heath View School, Hemsworth St. Helen's CE J&I School, Hemsworth West End Primary School, Holy Family and St. Michael's Catholic Primary School, Horbury St Peter's CEVC Junior School, Kirkhamgate Primary School, Knottingley CE VC Junior and Infant School, Mackie Hill J&I School, Mill Dam Junior & Infant School, Newton Hill J&I School, Normanton Altofts Junior School, Normanton Common Primary School, Normanton Junior School, Ossett Flushdyke J&I School, Outwood Ledger Lane J&I School, Pontefract Orchard Head J&I School, Ryhill JI&N School, Sacred Heart Catholic Primary School, Simpsons Lane Academy, South Hiendley J&I School, St. Austin's Catholic Primary School, The Mount Junior & Infant School, Towngate Primary School, Wakefield Hental Primary School, Wakefield Pathways School and Wakefield Pinders Primary JI&N School.

Wakefield secondary schools:

Airedale Academy, Carleton Community High School, Castleford Academy, Crofton Academy, De Lacy Academy, Horbury Academy, Kettlethorpe High School, Minsthorpe Community College, Ossett Academy, Outwood Grange Academy, Pinderfields Hospital School, St. Wilfrid's Catholic High School and Sixth Form College, The Freeston Academy, The King's School and Wakefield City Academy.

Wakefield FE Colleges:

Wakefield College (Wakefield Campus, Castleford Campus and Thornes Park Campus) and New College Pontefract.

For more information about the survey please contact:

Jane Stark (before mid August 2013) or Lynette Hawes (after mid August 2013)
Wakefield Council
janestark@wakefield.gov.uk
lhawes@wakefield.gov.uk

Tel: 01924 306 315 or
Tel: 01924 302409

www.wakefield.gov.uk