

# Children and Young People's Health and Well-being in the Rural Wakefield Locality

## A Public Health summary report of the Health Related Behaviour Survey 2013

Wakefield District Public Health team have been using the Health Related Behaviour Survey every two years since 2009 as a way of collecting robust information about young people's health and lifestyles. This latest survey was undertaken in the spring term of 2013.

The content of the survey has been widely consulted upon and tailored for Wakefield District's needs. Three separate versions of the survey have been used with age appropriate questions as standard.

This report is based on the primary and secondary survey results from 332 Year 5 and Year 9 pupils living in the Rural Wakefield Locality of the Wakefield District. Separate reports are available for the other locality areas alongside the District Wide and FE reports.

Teachers were briefed on how to collect the most reliable data by Schools Health Education Unit staff. Surveys were completed anonymously either online or on paper. Each of the schools has its own report comparing their

results to the combined sample for schools in their age phase.

### Cross-phase data and analysis

Where possible, responses have been cross-analysed and presented to highlight similarities and differences in behaviours between groups. Furthermore, some of the primary and secondary questions are identical or very similar allowing for comparison across the age range.

### 3416 young people were involved in the survey:

School Year Age	Rural Wakefield Locality		Wakefield District		Total
	Year 5 9-10	Year 9 13-14	Year 5 9-10	Year 9 13-14	
Boys	53	95	531	1145	1676
Girls	66	118	499	1241	1740
Total	119	213	1030	2386	3416

This is one of a set of 7 Locality reports. A separate overall Wakefield District wide report is available to accompany this set. Rural Wakefield data have been compared with the overall Wakefield District dataset, shown in brackets ( ) in this report.

For more details, please contact SHEU Tel: 01392 667272  
www.sheu.org.uk

### TOPICS INCLUDE:

#### Healthy Living

Diet, physical exercise, drugs, alcohol, illness and sexual health

#### Good Relationships and Mental Health

Friends, worries, stress & depression

#### Being Safe

Bullying, crime, accidents

#### Enjoying School and Activities

Enjoyment of lessons, voice in school, leisure activities

# Rural Wakefield Locality

## Primary age pupils in Year 5 (ages 9 - 10)

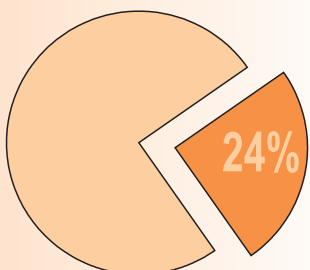

### BACKGROUND

- 91% (85%) of pupils describe themselves as White British, 3% (5%) as Asian and 2% (4%) as mixed background.
- 62% (63%) of pupils said they live with mum and dad together, 15% (16%) said with mainly or only mum and 9% (9%) said with mum and stepdad/partner.

### HEALTHY LIVING

#### - Healthy Eating

- 90% (88%) had a traditional breakfast on the day of the survey.** 7% (5%) only had a drink and 1% (3%) had nothing at all.
- 45% (46%) of pupils had cereal for breakfast and 34% (31%) toast or bread on the morning of the survey. 8% (11%) said they had fruit.
- 76% (64%) of pupils said they would like to eat more healthily.
- 47% (51%) of pupils ate school food for lunch and 52% (46%) had a packed lunch the day before the survey.
- When asked about improving school dinner time, 78% (70%) said they should be allowed to sit with friends, 39% (49%) said less queueing and 39% (42%) said more time to eat.
- 24% (21%) of pupils had eaten 5 or more portions of fruit and vegetables on the day before the survey,** 3% (13%) had eaten none.
- 78% (74%) drank between 1 and 5 cups of water on the day before the survey, 15% (17%) said they had drank 6 glasses or more while 7% (9%) said they had drank none.

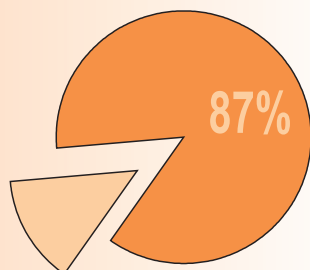


#### Dental Care

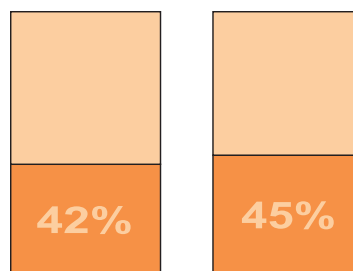
- 86% (82%) of pupils reported that they cleaned their teeth at least twice on the day before the survey. 3% (3%) said they did not clean their teeth at all the day before the survey.
- 89% (88%) of pupils had been to the dentist within the past year. 6% (9%) said more than a year ago and 4% (3%) said they had never been to a dentist.

#### - Physical exercise

- 87% (79%) of pupils reported that they enjoyed physical activities 'quite a lot' or 'a lot'.**
- 69% (67%) describe themselves as 'fit' or 'very fit'.



- 4% (6%) describe themselves as 'unfit' or 'very unfit'.
- 29% (27%) reported that they exercised four + times a day for at least 15 minutes on a school day. 21% (26%) said once or twice, 47% (39%) said 2 - 4 times and 3% (8%) said none.

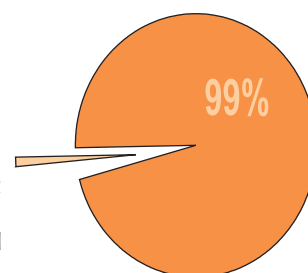


- 42% (48%) of boys and 45% (52%) of girls walked to school on the day of the survey.** 46% (43%) of pupils came by car/van and 0% (1%) came by bike.

- 49 (35%) of pupils said they would like to travel to school by bicycle.

#### - Tobacco

- 99% (96%) of pupils said that they had never smoked at all.** 0% (3%) of pupils said they had tried smoking once or twice.
- 91% (82%) of pupils said that they wouldn't smoke when they are older. 8% (14%) said 'maybe' and 1% (4%) said they will smoke when they are older.
- 4% (7%) of pupils thought that 1-10% of people in their class smoked regularly. 96% (91%) said 0%.
- 22% (28%) of pupils thought that 1-10% of people in their age group in England smoked regularly. 13% (20%) said more than 10%. Only 65% (52%) said 0%.
- 6% (9%) of pupils thought that 0-10% of adults in England smoked regularly. 43% (41%) said 11-50%. 51% (50%) said more than 50%.
- 44% (43%) of pupils said that a parent or carer smokes.
- 12% (18%) said someone smokes at home in rooms that they use.
- 20% (23%) said that someone smokes in a car when they are in it too.

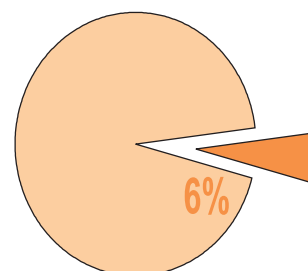


#### - Alcohol

- 3% (2%) said they drink alcohol occasionally, 0% (0%) said they drink alcohol regularly and would like to cut back and 0% (1%) said they drink alcohol regularly and don't want to stop.
- 80% (72%) of pupils say that they have never drunk alcohol at all. 16% (24%) said they have drunk alcohol once or twice.

#### - Illegal drugs

- 6% (10%) said they were 'fairly sure' or 'certain' they know someone who uses drugs (not as medicines).**



# GOOD RELATIONSHIPS & MENTAL HEALTH

## - Growing up

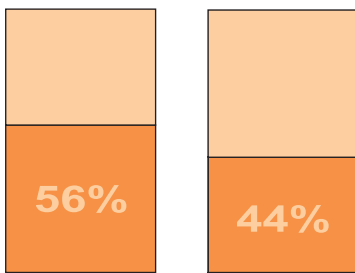
- 72% (62%) of pupils said that if they had a problem about growing up and body changes, they would talk to their parents about it; 11% (20%) said they would keep the problem to themselves.
- 6% (14%) of boys and 14% (20%) of girls said they worried 'quite a lot' or 'a lot' about changes to their body as they grow up.
- 11% (11%) of boys and 17% (19%) of girls reported that they worried 'quite a lot' or 'a lot' about the way they looked.

## - Worries

- Most pupils would share their problems with their mum or dad first.
- 41% (28%) would share a problem about school and 32% (20%) a problem about bullying with their teacher.
- 64% (72%) of pupils said they worried about at least one of the items listed in the questionnaire at least 'quite a lot'.
- The top 5 worries for Year 5 pupils were as follows:**

	Boys	Girls	
SATs/tests	42%	48%	
Family problems	34%	32%	
Crime	30%	27%	
Money problems	23%	Schoolwork/homework	18%
Schoolwork/homework	21%	The Environment	17%

## - Self-esteem

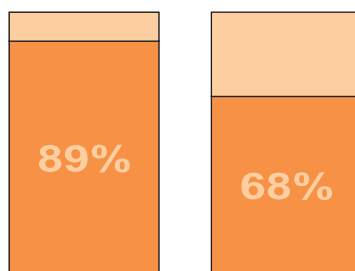


- 56% (35%) of boys and 44% (35%) of girls had high self-esteem scores.** We usually see more boys than girls in the highest bracket.

- 5% (8%) of pupils had low self-esteem scores.

# BEING SAFE

## - Bullying



- 89% (69%) of boys and 68% (58%) of girls reported that they never feel afraid of going to school because of bullying.**

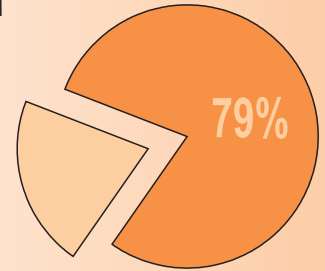
- 57% (46%) of pupils said they had never been bullied at school; 10% (11%) didn't know if they had.

- 4% (8%) of pupils reported being bullied at school 'most days'.

## Behaviours reported at least 1 or 2 times in the last month:

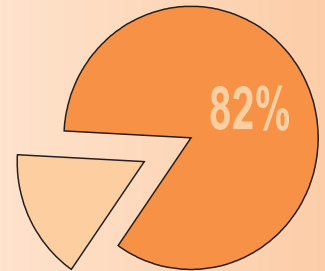
	Boys	Girls	
Teased/made fun of	51%	Called nasty names	33%
Called nasty names	49%	Teased/made fun of	30%
Pushed/hit	43%	Pushed/hit	30%
Belongings taken/broken	21%	Threatened	20%
Threatened	19%	Ganged up on	18%

- 20% (22%) said the bullying happened outside at playtime and 11% (14%) said inside a classroom at playtime. 23% (27%) said it happened at or near home.
- 16% (24%) of pupils reported that they thought they were bullied because of the way they looked and 9% (14%) because of their size or weight.
- 79% (68%) of pupils said their school takes bullying seriously.**



## - Crime

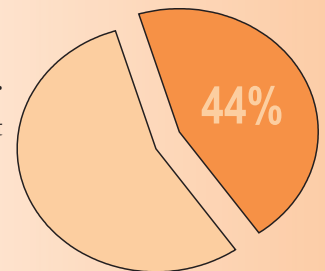
- 91% (78%) of pupils said they usually feel safe at school. 78% (71%) said they usually feel safe in the area where they live.
- 82% (69%) of pupils said that they had never felt unsafe with an adult.**
- 12% (19%) of pupils said they had felt unsafe with an adult, 8% (16%) of pupils said they knew this adult well.
- 9% (12%) of pupils said they told an adult straightaway about the incident while 8% (9%) said they kept it to themselves. 3% (3%) told the police.



## - Accidents

- 15% (28%) of pupils reported that they had a serious accident or injury in the last twelve months. 6% (10%) of pupils said the accident had happened at home; 4% (5%) said at school.
- When asked about their most recent accident or injury, 5% (9%) of pupils reported not looking or paying attention, 6% (9%) that it was another person's fault and 3% (7%) did not understand the danger.
- 30% (26%) of pupils said that they always wear their cycle helmet while cycling, 17% (15%) said usually.

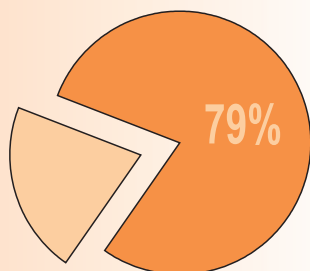
- 44% (37%) of pupils said that they take care to avoid sunburn 'whenever possible'.**
- 14% (13%) of pupils said that they have asthma. 10% (11%) of pupils said they used asthma medication in the previous week.



## ENJOYING SCHOOL & ACTIVITIES

### - At school


- ❑ 67% (50%) of pupils said that their views and opinions were asked for in school.
- ❑ **79% (65%) of pupils said that they thought their views and opinions were listened to in school.**
- ❑ 76% (62%) of pupils said they were listened to via the school/class council, 59% (45%) said they were listened to by talking to trained pupils e.g. playground pals/buddies.
- ❑ 59% (36%) said that they think their views and opinions make a difference to how their school is run.
- ❑ **Pupils were asked about their school. The following statements show the percentage responding 'yes':**



	Boys	Girls
School cares whether I am happy or not	85%	82%
My work is marked so I can see how to improve it	94%	95%
I know my targets and I am helped to meet them	91%	83%
My achievements in and out of school are recognised	83%	71%
School teaches me how to deal with my feelings positively.	72%	79%
School helps me to work as part of a team	92%	88%
In school, people with different backgrounds are valued	77%	64%
School encourages everyone to take part in decisions	89%	86%
School encourages me to contribute to community events	77%	76%
School prepares me for when I leave this school	85%	80%

### - Outside school

- ❑ 34% (36%) of pupils said that they visit parks at least 'once a week'.
- ❑ 29% (19%) said they go to woods, and 32% (21%) said to countryside paths and trails at least 'once a week'.
- ❑ 28% (32%) of pupils go to sports fields to walk or play at least 'once a week'.



- ❑ **28% (40%) of boys and 24% (15%) of girls go to sports fields to play in matches at least 'once a week'.**

## KEY INDICATORS

Rural Wakefield Year 5 data have been compared with the wider Wakefield District data. The following have emerged as statistically significant differences between the Rural Wakefield results and the wider Wakefield results.

- ☞ 59% of Rural Wakefield pupils said that they feel their views and opinions make a difference to how the school is run. This is higher than the 36% of pupils saying the same in the wider Wakefield District sample.
- ☞ 91% of Rural Wakefield pupils said that they usually feel safe at school. This is higher than the 78% of pupils saying the same in the wider Wakefield District sample.
- ☞ 3% of Rural Wakefield pupils said that they didn't eat any portions of fruit or vegetables on the day before the survey. This is lower than the 12% of pupils saying the same in the wider Wakefield District sample.
- ☞ 49% of Rural Wakefield pupils said that they would like to cycle to school. This is higher than the 35% of pupils saying the same in the wider Wakefield District sample.
- ☞ 96% of Rural Wakefield pupils said that they 'always' wear a seatbelt when travelling in a car. This is higher than the 86% of pupils saying the same in the wider Wakefield District sample.
- ☞ 49% of Rural Wakefield pupils had a high self-esteem score (15 or more). This is higher than the 35% of pupils saying the same in the wider Wakefield District sample.
- ☞ 15% of Rural Wakefield pupils said that they have had a serious accident or injury in the last 12 months. This is lower than the 28% of pupils saying the same in the wider Wakefield District sample.
- ☞ 15% of Rural Wakefield pupils said that they 'rarely' or 'never' say no when a friend wants them to do something they don't want to do. This is lower than the 27% of pupils saying the same in the wider Wakefield District sample.
- ☞ 23% of Rural Wakefield pupils said that they feel afraid of going to school because of bullying at least 'sometimes'. This is lower than the 36% of pupils saying the same in the wider Wakefield District sample.
- ☞ 92% of Rural Wakefield pupils think that they will not smoke when they are older. This is higher than the 82% of pupils saying the same in the wider Wakefield District sample.
- ☞ 76% of Rural Wakefield pupils said that they would like to eat more healthily. This is higher than the 64% of pupils saying the same in the wider Wakefield District sample.
- ☞ 78% of Rural Wakefield pupils said that they 'usually' or 'whenever possible' do something to avoid sunburn. This is higher than the 67% of pupils saying the same in the wider Wakefield District sample.

# Rural Wakefield Locality

## Secondary age pupils in Year 9 (ages 13 - 14)

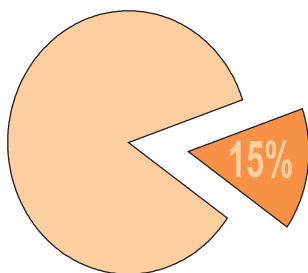
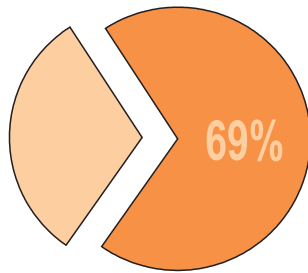
### BACKGROUND

- 92% (91%) of pupils describe themselves as White British, 1% (2%) as Asian and 1% (2%) as mixed background.
- 61% (55%) of pupils said they live with their mother and father together, 16% (16%) said with mainly or only mother and 10% (15%) said with mother and stepfather/partner.

### HEALTHY LIVING

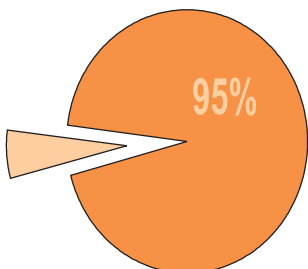
#### - Healthy Eating

- 69% (67%) of pupils had a traditional breakfast on the day of the survey. 12% (11%) only had a drink and 14% (13%) had nothing at all.
- 70% (72%) of pupils said that they thought their diet was 'quite' or 'very healthy'; 68% (66%) however, said they would like to eat more healthily.
- 44% (44%) of pupils are happy with their weight as it is. 8% (7%) of the pupils would like to put on weight while 48% (49%) would like to lose weight.
- 39% (43%) of pupils said they had school food for lunch on the day before the survey. 43% (42%) of pupils ate a packed lunch from home or went home for lunch. 15% (12%) didn't have any lunch and 3% (3%) bought lunch from a takeaway or shop.
- When asked about improving school dinner time, 83% (82%) said would like less time queueing, 71% (69%) would like more time to eat, 69% (67%) should be allowed to sit with friends and 62% (66%) need more choice.
- 39% (42%) said they eat fresh fruit, salad or vegetables 'on most days'.
- 15% (14%) of pupils had eaten 5 or more portions of fruit and vegetables on the day before the survey, 12% (14%) had eaten none.
- 79% (76%) of pupils said they were able to get water at school; 18% (21%) said 'not easily'.



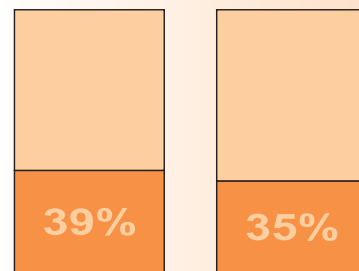
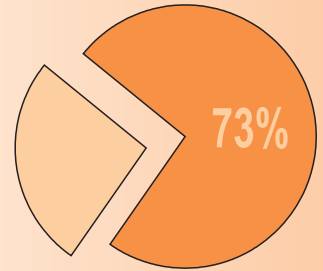
#### Dental Care

- 95% (93%) of pupils had been to the dentist within the past year. 4% (5%) said more than a year ago and 1% (2%) said they had never been to a dentist.



#### - Physical exercise

- 73% (69%) of pupils reported that they enjoyed physical activities 'quite a lot' or 'a lot'.
- 28% (31%) said they enjoy physical activity 'a little' or 'not at all'.
- 76% (76%) of the boys said they found it easy to be as physically active as they like compared with 61% (61%) of the girls.
- 11% (14%) reported that they exercised four + times a day on a school day for at least 15 minutes. 45% (42%) said once or twice, 37% (37%) said 2 - 4 times and 7% (7%) said none.
- 27% (42%) of boys and 25% (27%) of girls reported playing sport in their spare time, 'most days' or 'every day' in the previous week.

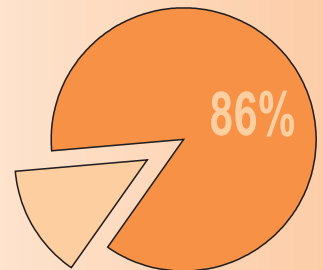


- 39% (49%) of boys and 35% (49%) of girls walked to school on the day of the survey. 29% (27%) of pupils came by car/van and 0% (1%) came by bike.

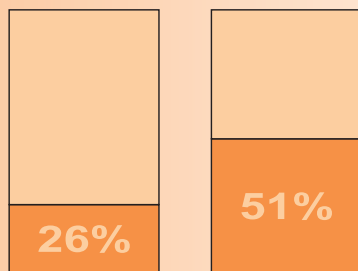
- 16% (16%) of boys and 6% (5%) of girls said they would like to travel to school by bicycle.

#### - Tobacco

- 86% (80%) of pupils said they had never smoked at all. 12% (12%) said they have tried smoking once or twice. 2% (4%) said they used to smoke and 0% (4%) said they smoke 'occasionally' or 'regularly'.
- When asked about their parent's views about them smoking, 85% (82%) of pupils said that they don't smoke/don't intend to smoke. 12% (11%) said their parents disapprove of smoking, 2% (4%) said their parents didn't know about it. 1% (1%) said their parents knew and disapproved.
- Asked about smoking habits, 2% (6%) said they usually smoke with a large group of friends. 3% (5%) said they usually smoke with their best friend.
- 31% (39%) of pupils said that their parents/carers smoke.
- 13% (19%) of pupils said someone smokes indoors at home in rooms that they use. 16% (22%) said someone smokes in a car when they are in it too.
- 99% (96%) of pupils said between 0 - 50% of pupils in their class smoke regularly. 1% (4%) said more than 50%. When asked about pupils their age in England these figures changed to 83% (76%) and 17% (24%) respectively.
- When asked the same question about adults in England these figures changed to 25% (24%) and 75% (76%) respectively.



## - Alcohol

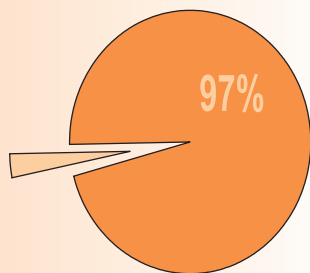


- 26% (24%) of pupils say that they have never drunk alcohol at all. 51% (51%) said they have drunk alcohol once or twice.

- 18% (19%) of pupils said that they drink alcohol 'occasionally', 1% (1%) said they drink regularly but would like to cut back and 2% (3%) drink regularly and don't want to stop.
- Asked about drinking habits, 21% (17%) said they usually drink with a large group of friends. 35% (38%) said they usually drink with their parents.
- 93% (88%) of pupils said between 0 - 50% of pupils in their class drink alcohol regularly. 7% (12%) said more than 50%. When asked about pupils their age in England these figures changed to 67% (60%) and 33% (40%) respectively.
- When asked the same question about adults drinking regularly in England these figures changed to 6% (9%) and 94% (91%) respectively.

## - Drugs

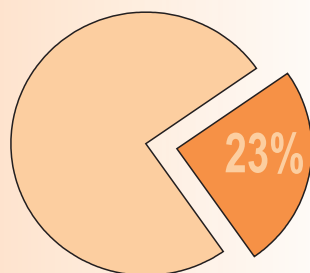
- 97% (96%) of pupils have never taken illegal drugs.
- 33% (31%) of pupils are 'fairly sure' or 'certain' that they know someone who takes drugs.
- 7% (10%) of pupils have been offered cannabis. 3% (3%) have been offered solvents used as drugs and 2% (3%) have been offered cocaine.
- By far the most commonly taken drug is cannabis, with 2% (3%) of pupils saying that they have taken cannabis. 1% (1%) have used solvents as drugs, 1% (1%) have used amphetamines and 0% (1%) said cocaine.
- 2% (2%) of pupils have taken an illegal drug and alcohol at the same time. 1% (2%) of pupils say they have taken an illegal drug within the last month.



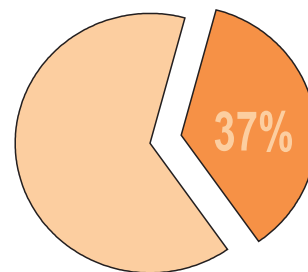
## GOOD RELATIONSHIPS AND MENTAL HEALTH

### - Relationships

- 23% (34%) of pupils said that school lessons are their main source of information about sex.
- 23% (20%) said their parents were their main source of information about sex and 29% (24%) said their friends were.

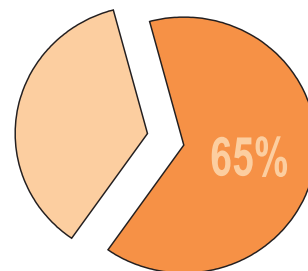


- 37% (34%) of pupils thought that their parents should be their main source of information about sex; 35% (37%) said school lessons should be.



- 41% (49%) of pupils said they know where to get condoms free of charge. 6% (7%) of pupils said they have had sexual intercourse, 10% (11%) preferred not to answer.
- 71% (72%) of boys and 79% (83%) of girls agreed that if a girl is on the pill, a condom should still be used for sexual intercourse.
- 46% (42%) of boys and 48% (53%) of girls agreed that young people should wait until they are over 16 before having sexual intercourse.
- 61% (61%) of boys and 75% (78%) of girls agreed that young people should wait until they are in a steady relationship before having sexual intercourse.

- 65% (66%) of pupils said that when a friend wanted them to do something they don't want to do, they can 'usually or always say no'.



- 31% (44%) said when I want a friend to do something 'I usually or always know what to say'.
- 3% (7%) of pupils said they have been threatened or hit by someone they were in a relationship with. 6% (4%) of boys and 9% (9%) of girls said that they had been pressured into doing something they didn't want to do.
- 47% (43%) of boys and 22% (25%) of girls had high self-esteem scores. 7% (7%) of pupils had low self-esteem scores.

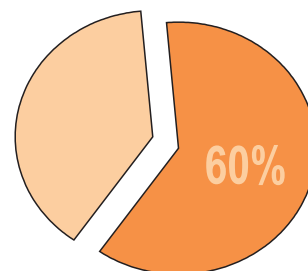
## - Worries

- The top 4 worries for Year 9 pupils were:

	Boys	Girls
Exams and tests	40%	The way you look 56%
The way you look	26%	Exams and tests 55%
Family problems	25%	Family problems 43%
Health	22%	Health 42%

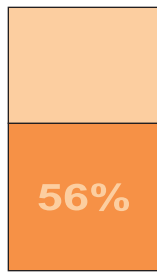
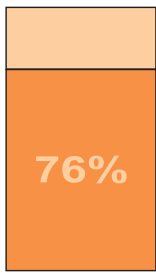
- If they were worried about the way they look, 38% (41%) of pupils would keep it to themselves. 25% (31%) said if they were worried about STIs, they would keep it to themselves.

- 60% (66%) of pupils said that they were 'quite a lot' or 'very much' happy with their lives at the moment. 20% (15%) said 'not much' at most.



## BEING SAFE

### - Bullying



- 76% (80%) of boys and 56% (63%) of girls reported that they never feel afraid of going to school because of bullying.

- 50% (51%) of pupils said that they had never been bullied at school in the last 12 months; 9% (8%) didn't know if they had.
- 49% (50%) of pupils think that their school takes bullying seriously; 28% (24%) didn't know.

### - Crime

- 11% (22%) of pupils rate the safety of their area when going out after dark as 'poor' or 'very poor'. 4% (5%) say the same about their safety when going out during the day.
- 4% (7%) reported that they had been a victim of violence or aggression in the area where they live, in the last twelve months.

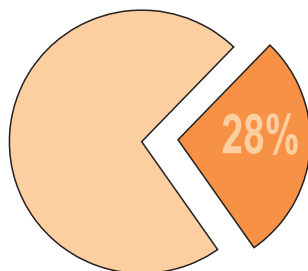
### - Accidents

- 16% (17%) of pupils reported that they had a serious accident or injury in the last twelve months. 4% (3%) of pupils said the accident had happened at home; 4% (4%) said at school.
- When asked about their most recent accident or injury, 5% (5%) of pupils reported not looking or paying attention, 5% (7%) that it was another person's fault and 1% (2%) did not understand the danger.
- 79% (77%) pupils report always wearing a seatbelt when travelling in a car, 1% (3%) report never wearing a seatbelt.
- 59% (65%) pupils report never wearing a safety helmet when cycling, 23% (19%) sometimes, 18% (16%) usually or always.

## ENJOYING SCHOOL & ACTIVITIES

### - At school

- 74% (65%) of pupils report enjoying at least half of their school lessons. 11% (13%) of pupils enjoy hardly any of them.
- 28% (24%) of pupils said that they thought their views and opinions were listened to in school.
- 56% (49%) of pupils said they want to continue in full time education after leaving school. 13% (15%) of pupils said they wanted to find a job as soon as possible. 28% (30%) of pupils said they want to get training for a skilled job.



### - Outside school

- 31% (34%) of pupils said that they visit parks at least 'once a week'.
- 14% (11%) said they go to woods, and 15% (15%) said to countryside paths and trails at least 'once a week'.
- 27% (28%) of pupils go to sports fields to walk or play at least 'once a week'.
- 28% (38%) of boys and 12% (15%) of girls go to sports fields to play in matches at least 'once a week'.

## KEY INDICATORS

Rural Wakefield Year 9 data have been compared with the wider Wakefield District data. The following have emerged as statistically significant differences between the Rural Wakefield results and the wider Wakefield results.

- 85% of Rural Wakefield pupils said that they think 0-10% of people in their class at school smoke regularly. This is higher than the 69% of pupils saying the same in the wider Wakefield District sample.
- 12% of Rural Wakefield pupils said that they have found school lessons about HIV/AIDS 'quite' or 'very' useful. This is lower than the 26% of pupils saying the same in the wider Wakefield District sample.
- 51% of Rural Wakefield pupils said that they feel happy talking to other pupils at school. This is lower than the 64% of pupils saying the same in the wider Wakefield District sample.
- 11% of Rural Wakefield pupils said that they rated their safety when going out after dark as 'poor' or 'very poor'. This is lower than the 22% of pupils saying the same in the wider Wakefield District sample.
- 36% of Rural Wakefield pupils said that they walked to school on the day of the survey. This is lower than the 49% of pupils saying the same in the wider Wakefield District sample.
- 53% of Rural Wakefield pupils said that illness or injury has stopped them from going to school in the last 12 months. This is lower than the 64% of pupils saying the same in the wider Wakefield District sample.
- 31% of Rural Wakefield pupils said that they 'usually or always' know what to say when they want a friend to do something. This is lower than the 44% of pupils saying the same in the wider Wakefield District sample.
- 23% of Rural Wakefield pupils said that school lessons are their main source of information about sex. This is lower than the 34% of pupils saying the same in the wider Wakefield District sample.
- 27% of Rural Wakefield pupils said that they have found school lessons about other sex education 'quite' or 'very' useful. This is lower than the 36% of pupils saying the same in the wider Wakefield District sample.
- 46% of Rural Wakefield pupils said that they rated their safety when going out after dark as 'good' or 'very good'. This is higher than the 38% of pupils saying the same in the wider Wakefield District sample.
- 26% of Rural Wakefield pupils said that they played sport on 'most days' or 'every day' after school in the week before the survey. This is lower than the 34% of pupils saying the same in the wider Wakefield District sample.
- 18% of Rural Wakefield pupils said that they are being picked on or bullied because of their size or weight. This is lower than the 25% of pupils saying the same in the wider Wakefield District sample.

# The Way Forward – over to you

This work was commissioned by the Public Health Team in Wakefield Council (previously in NHS Wakefield). We are grateful to the teachers, schools and young people for their time and contributions to this survey. As a result we have excellent information to be used by schools, Wakefield Council and other relevant health, statutory and voluntary agencies. This work ensures local children and young people are listened to and their needs inform service provision, resource allocation and programme planning.

## Wakefield Schools who took part in the survey:

### **Wakefield primary schools:**

Ackworth Howard CEVC J&I School, All Saints Featherstone CEVA JI&N School, Ash Grove J&I School, Castleford Half Acres J&I School, Castleford Oyster Park Primary School, Castleford Park Junior School, Castleford Redhill Junior School, Dane Royd J&I School, Featherstone Streethouse J&I School, Flanshaw J&I School, Flanshaw St. Michaels CEVC Primary School, Heath View School, Hemsworth St. Helen's CE J&I School, Hemsworth West End Primary School, Holy Family and St. Michael's Catholic Primary School, Horbury St Peter's CEVC Junior School, Kirkhamgate Primary School, Knottingley CE VC Junior and Infant School, Mackie Hill J&I School, Mill Dam Junior & Infant School, Newton Hill J&I School, Normanton Altofts Junior School, Normanton Common Primary School, Normanton Junior School, Ossett Flushdyke J&I School, Outwood Ledger Lane J&I School, Pontefract Orchard Head J&I School, Ryhill JI&N School, Sacred Heart Catholic Primary School, Simpsons Lane Academy, South Hiendley J&I School, St. Austin's Catholic Primary School, The Mount Junior & Infant School, Towngate Primary School, Wakefield Hental Primary School, Wakefield Pathways School and Wakefield Pinders Primary JI&N School.

### **Wakefield secondary schools:**

Airedale Academy, Carleton Community High School, Castleford Academy, Crofton Academy, De Lacy Academy, Horbury Academy, Kettlethorpe High School, Minsthorpe Community College, Ossett Academy, Outwood Grange Academy, Pinderfields Hospital School, St. Wilfrid's Catholic High School and Sixth Form College, The Freeston Academy, The King's School and Wakefield City Academy.

### **Wakefield FE Colleges:**

Wakefield College (Wakefield Campus, Castleford Campus and Thornes Park Campus) and New College Pontefract.

## For more information about the survey please contact:

Jane Stark (before mid August 2013) or  
Lynette Hawes (after mid August 2013)  
Wakefield Council  
janestark@wakefield.gov.uk  
lhawes@wakefield.gov.uk

Tel: 01924 306 315 or

Tel: 01924 302409

[www.wakefield.gov.uk](http://www.wakefield.gov.uk)